

# VEHICLES - SPECIALS



Last mile delivery



Camping



Amusement park



Municipalities



Sports sites



Hospitals



Mini-Cargo

- 1 or 2 seater
- 7.5kW engine
- 45 km/h
- 100% electric
- 130km autonomy\*
- 200kg load cap
- Full option
- Battery included (11.5kWh Lithium)




Cargo e-Trike

- 1 seater
- 3kW engine
- 45 km/h
- 100% electric
- 75km autonomy\*
- 300kg load cap
- Full option
- Battery included (6.4kWh Lithium)

EU168/2013\*

Our eFFort **Mini-Cargo** is the smaller version of our eFFort Cargo-Truck. Unlike the Cargo-Truck, the Mini is often designed for one driver. With almost all the same features as the Cargo-Truck this smaller eFFort vehicle offers a very high level of driving comfort. Our vehicle is allowed for public roads (L7) and has a speed up to 45 km/h. The cargo makes it a perfect fit for small deliveries, small trips in city centers, campings or at sport & music events.

Our eFFort **E-Trike** is a cargo three-wheel truck for small deliveries or advertising. It is a compact and well-built vehicle that can be used for many different applications. It features a cargobox (110 x 100 x 100 cm) with a load capacity of 400 kg. This beautiful electric vehicle, available in L5 category, will definitely stand out in the streets!



Different seat position options (LHD or Middle)



Standard closed or open cargo box available




Full halogen lighting package with LED daylight



Digital screen with bluetooth functionality




# ETRIKE - STREET LEGAL




**eS-eTrike / Flat Bed**

- Chassis version
- 3kW engine
- 45 km/h
- 100% electric




**eS-eTrike / Pick-up**

- Open Cargo Box version
- 3kW engine
- 45 km/h
- 100% electric



**eS-eTrike / Closed**

- Closed Cargo Box (no side doors)
- 3kW engine
- 45 km/h
- 100% electric

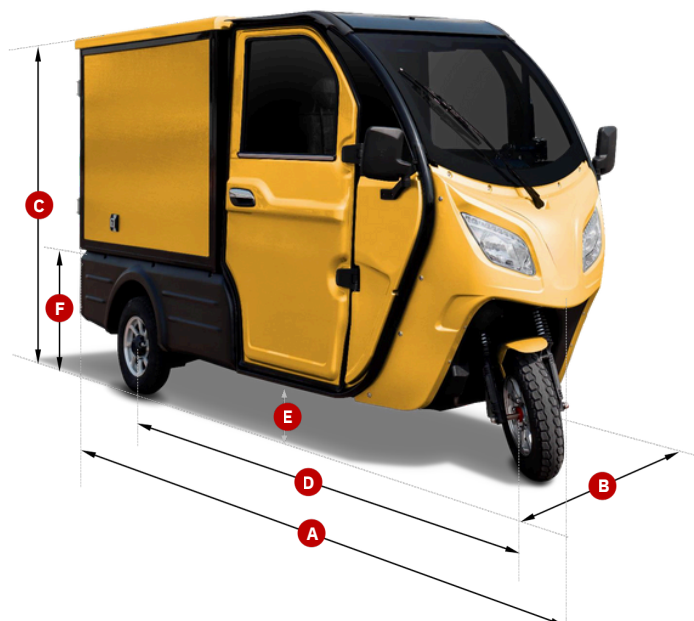
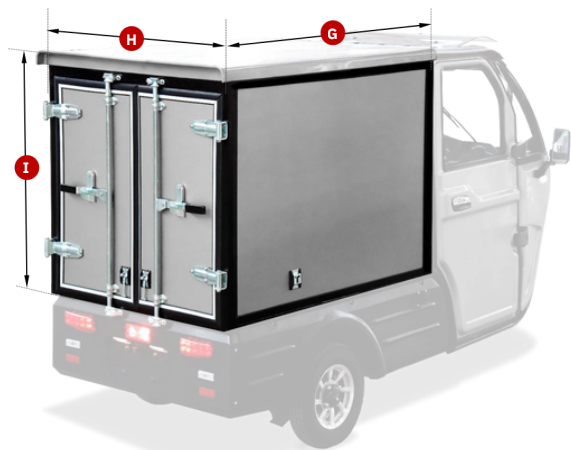


**eS-eTrike / Closed Door**

- Closed Cargo Box (one side door)
- 3kW engine
- 45 km/h
- 100% electric

## Dimensions Closed

<b>A</b> Length	2990 mm	<b>F</b> Cargo Bed Height	610 mm
<b>B</b> Width	1090 mm	<b>G</b> Length box (out/in)	1450/1335 mm
Width (incl. Mirror)	1075 mm	<b>H</b> Width Box (out/in)	1050/985 mm
<b>C</b> Height	1650 mm	<b>I</b> Height Box (out/in)	1050/995 mm
<b>D</b> Wheelbase	2100 mm		
<b>E</b> Ground Clearance	110 mm		





# ETRIKE - SPECIFICATIONS

INCREDIBLE QUALITY,  
**UNBELIEVABLE PRICE**

## SPECSHEET

### GENERAL

Gross vehicle weight (kg)	830
Curb weight (kg)	427
Max. load capacity (kg)	300
Max. speed (km/h)	45
Max. gradient	22%
Min. turning circle (m)	4.5
Range in practice (km)	50
Vehicle warranty	2 years or 20.000km

### BATTERY

Battery Type	LiFePO4
Rated Capacity (Ah/kWh)	100Ah / 6.0
Nominal Voltage (V)	60

### LOADING SYSTEM

On-board charger (kW)	1
Type of connector	GB/T
Charge time 20-80% (h)	4
Charge time 0-100% (h)	7

### ELECTRIC DRIVE

#### Engine type

Permanent Magnet  
Synch. Engine (PMSM)  
Air-cooled  
Rear-wheel drive  
7.5kW / 15kW  
85  
Automatic

#### Cooling

#### Drive

#### Electric motor power

#### Maximum torque (Nm)

#### Transmission

### CHASSIS

Suspension  
Brake system Front  
Brake system Rear  
Tyre size

Front Shock Absorber Fork / Integral Suspension  
Brake discs  
Drum brakes  
120-90-10

### STANDARD

OBC 1kW  
CBS combined braking  
Adjustable driver seat  
Full cabin  
Three-point seat belts  
Key in ignition  
Electric windows  
Radio  
Reversing camera  
Central door lock  
Multimedia system  
Storage compartment  
Air vents

### OPTIONAL

Custom made box (with racks)  
Warning triangle  
Blue Spot / Amber Flashing Light