

# VEHICLES - SPECIALS



Last mile delivery



Camping




Amusement park



Municipalities



Sports sites



Hospitals



## Mini-Cargo

- 1 or 2 seater
- 7.5kW engine
- 45 km/h
- 100% electric
- 130km autonomy\*
- 200kg load cap
- Full option
- Battery included (11.5kWh Lithium)





## Cargo e-Trike

- 1 seater
- 3kW engine
- 45 km/h
- 100% electric
- 75km autonomy\*
- 300kg load cap
- Full option
- Battery included (6.4kWh Lithium)

EU168/2013\*

Our eFFort **Mini-Cargo** is the smaller version of our eFFort Cargo-Truck. Unlike the Cargo-Truck, the Mini is often designed for one driver. With almost all the same features as the Cargo-Truck this smaller eFFort vehicle offers a very high level of driving comfort. Our vehicle is allowed for public roads (L7) and has a speed up to 45 km/h. The cargo makes it a perfect fit for small deliveries, small trips in city centers, campings or at sport & music events.

Our eFFort **E-Trike** is a cargo three-wheel truck for small deliveries or advertising. It is a compact and well-built vehicle that can be used for many different applications. It features a cargobox (110 x 100 x 100 cm) with a load capacity of 400 kg. This beautiful electric vehicle, available in L5 category, will definitely stand out in the streets!



Different seat position options (LHD or Middle)

Standard closed or open cargo box available




Full halogen lighting package with LED daylight



Digital screen with bluetooth functionality




# MINI CARGO - STREET LEGAL




**eS-MiniCargo / Flat Bed**

- Chassis version
- 7.5kW engine
- 45 km/h
- 100% electric




**eS-MiniCargo / Pick-up**

- Open Cargo Box version
- 7.5kW engine
- 45 km/h
- 100% electric



**eS-MiniCargo / Closed**

- Closed Cargo Box (no side doors)
- 7.5kW engine
- 45 km/h
- 100% electric

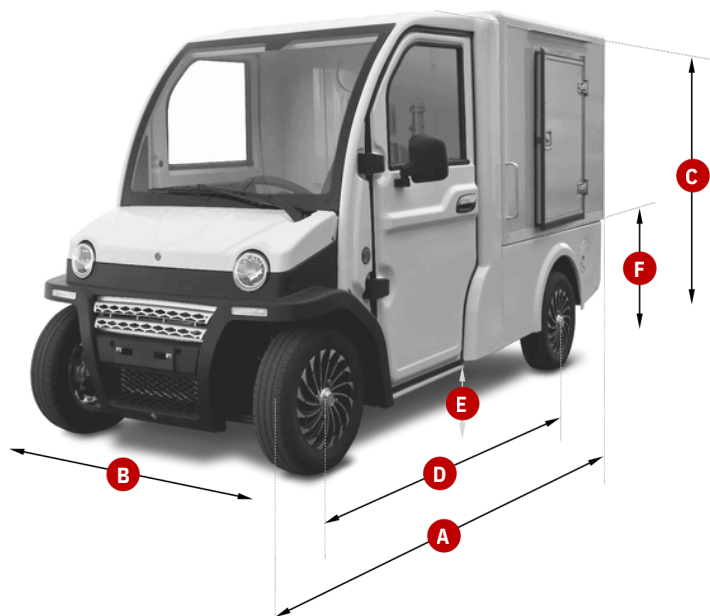
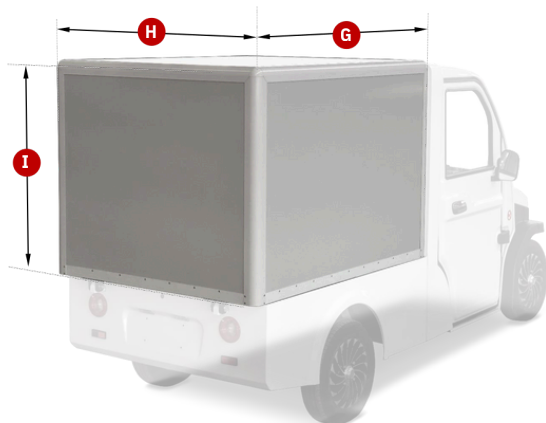


**eS-MiniCargo / Closed Door**

- Closed Cargo Box (one side door)
- 7.5kW engine
- 45 km/h
- 100% electric

## Dimensions Closed

<b>A</b> Length	3175 mm	<b>F</b> Cargo Bed Height	680 mm
<b>B</b> Width	1240 mm	<b>G</b> Length box (out/in)	1250/1150 mm
Width (incl. Mirror)	1470 mm	<b>H</b> Width Box (out/in)	1200/1100 mm
<b>C</b> Height	1750 mm	<b>I</b> Height Box (out/in)	1000/950 mm
<b>D</b> Wheelbase	2090 mm		
<b>E</b> Ground Clearance	135 mm		





# MINI - SPECIFICATIONS

INCREDIBLE QUALITY,  
**UNBELIEVABLE PRICE**

## SPECSHEET

### GENERAL

Gross vehicle weight (kg)	1200
Curb weight (kg)	695
Max. load capacity (kg)	200
Max. speed (km/h)	45
Max. gradient	20%
Min. turning circle (m)	5
Range in practice (km)	100
Vehicle warranty	2 years or 50.000km

### BATTERY

Battery Type	LiFePO4
Rated Capacity (Ah/kWh)	150Ah / 11.5
Nominal Voltage (V)	76,8

### LOADING SYSTEM

On-board charger (kW)	2,2
Type of connector	EU Type 2
Charge time 20-80% (h)	4
Charge time 0-100% (h)	7

### ELECTRIC DRIVE

Engine type	Permanent Magnet Synch. Engine (PMSM)
Cooling	Air-cooled
Drive	Rear-wheel drive
Electric motor power	7.5kW / 15kW
Maximum torque (Nm)	85
Transmission	Automatic

### CHASSIS

Suspension	McPherson (independent suspension)
Brake system Front	Brake discs
Brake system Rear	Drum brakes
Tyre size	145/70R12 (LT)

### STANDARD

OBC 2.2kW  
1 or 2 seats  
Adjustable driver seat  
Full cabin  
Adjustable headrests  
Three-point seat belts  
Seat belt warning  
Doors warning  
Key in ignition  
Electric windows  
Electric heating  
Reversing camera  
Central door lock  
Multimedia system  
Radio

### SAFETY

ABS (Anti-Lock Braking System)  
BOS (Brake Override System)

### OPTIONAL

Custom made box (with racks)  
Towing hook  
OBC 6.6kW  
Warning triangle  
Blue Spot / Amber Flashing Light  
Air conditioning